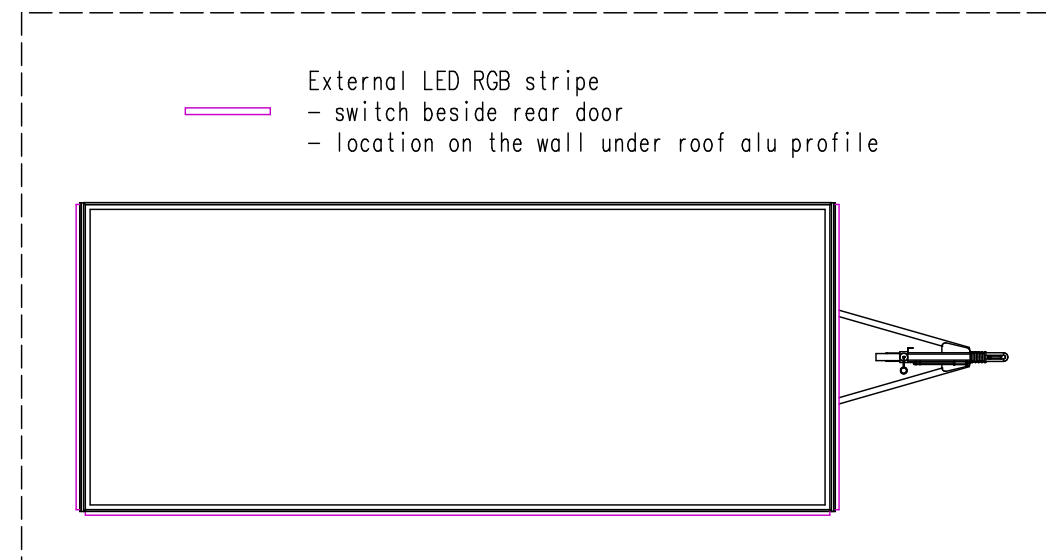
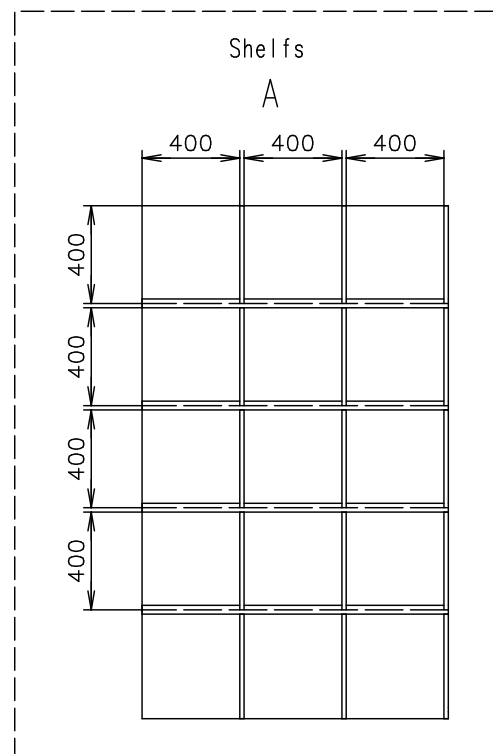
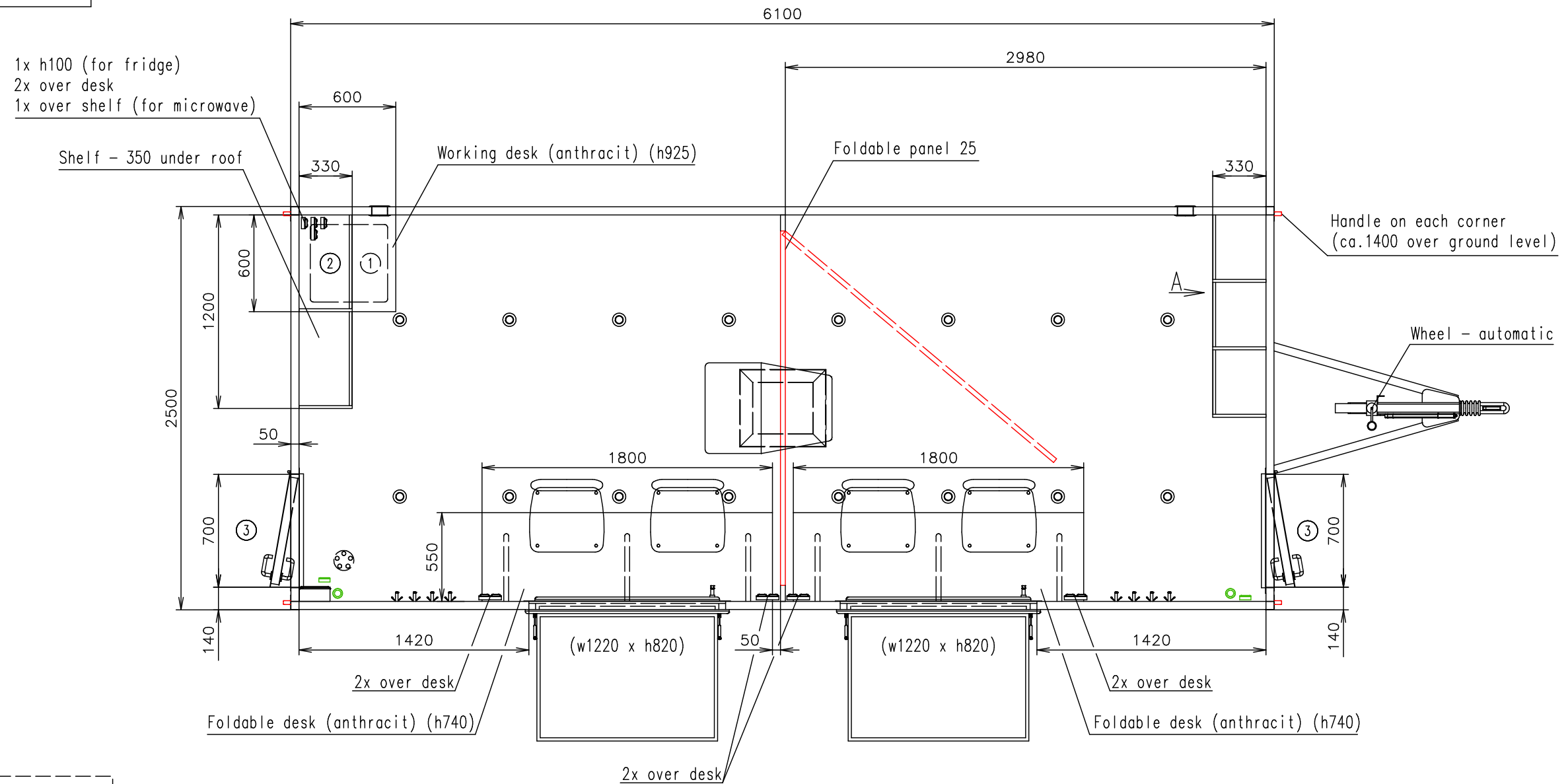


Connection hoses and cables	
Water hose:	✗
Waste water hose:	✗
Electric cable:	✓



(Cabling and piping is not shown on the 3D views and drawings)

Notes: External LED stripes - sketch

Interior height:	2100 mm	Total weight:	2000 kg
Color:	RAL 7042 (gray)	Tare weight-estimate:	1700 kg
Floor:	PVC gray	Centre of wheels from rear side:	2990 mm
Date:	27.2.2018	Wheels:	155 R13

EUROWAGON

Drawing number:
2342-61-1_1/2 (Werag)

Connection hoses and cables	
Water hose:	✗
Waste water hose:	✗
Electric cable:	✓

⊙ Electric connection (on the chassis) (400V-16A)

⎓ Power point

⎓ Double power point

— Light switch

⎓ Switch board (under roof)

⊙ Spot light

⎓ Roof A/C+heating (Dometic Freshjet 1700)

⊙ Floor drain hole

⎓ Window opening inside (870 over floor) + shutter

⎓ Ventilation ø120

⎓ Chair

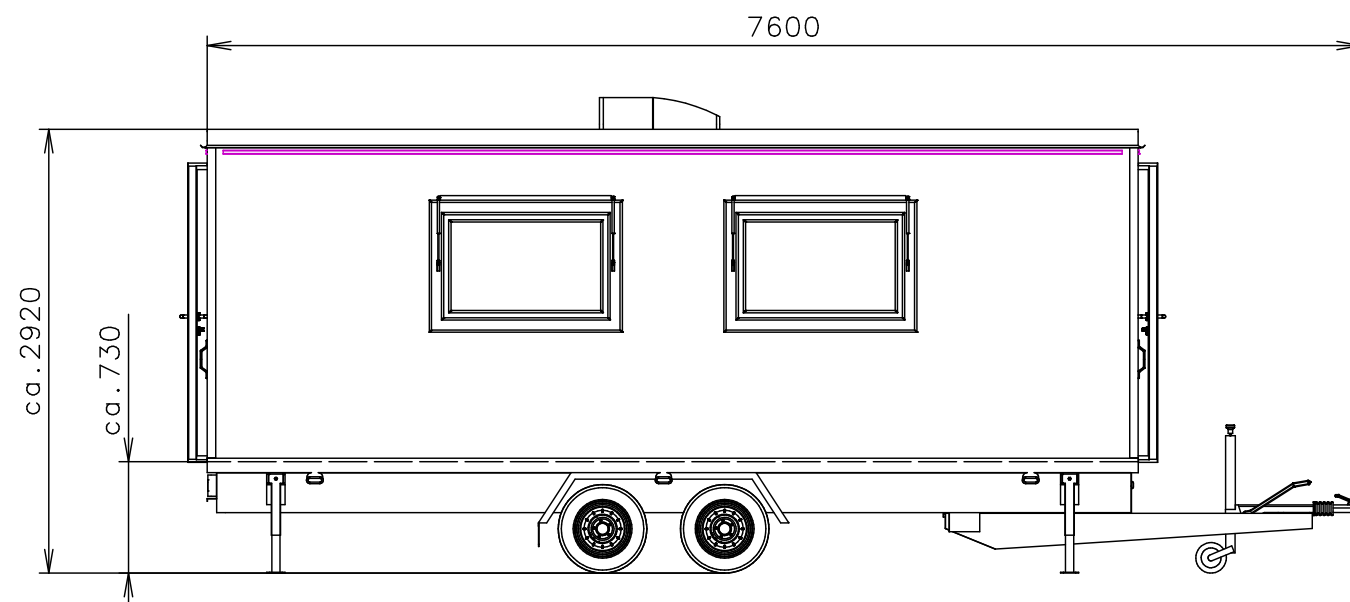
⎓ Shelf

↑ Clothes hanger

① Fridge

② Microwave (on the shelf)

③ Foldable stairs Serena + feet + 1x handrail



(Cabling and piping is not shown on the 3D views and drawings)

Notes: External LED stripes – sketch

Interior height:	2100 mm	Total weight:	2000 kg
Color:	RAL 7042 (gray)	Tare weight-estimate:	1700 kg
Floor:	PVC gray	Centre of wheels from rear side:	2990 mm
Date:	27.2.2018	Wheels:	155 R13

EUROWAGON

Drawing number:
2342-61-1_2/2 (Werag)