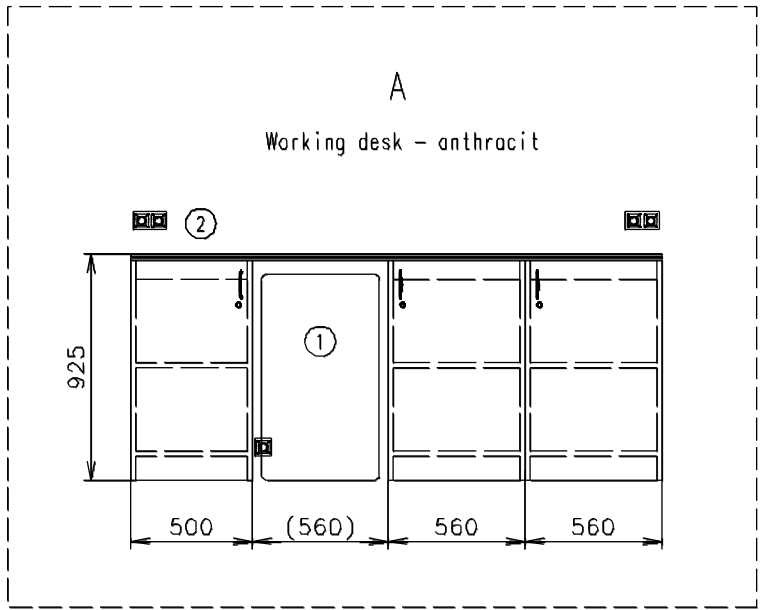
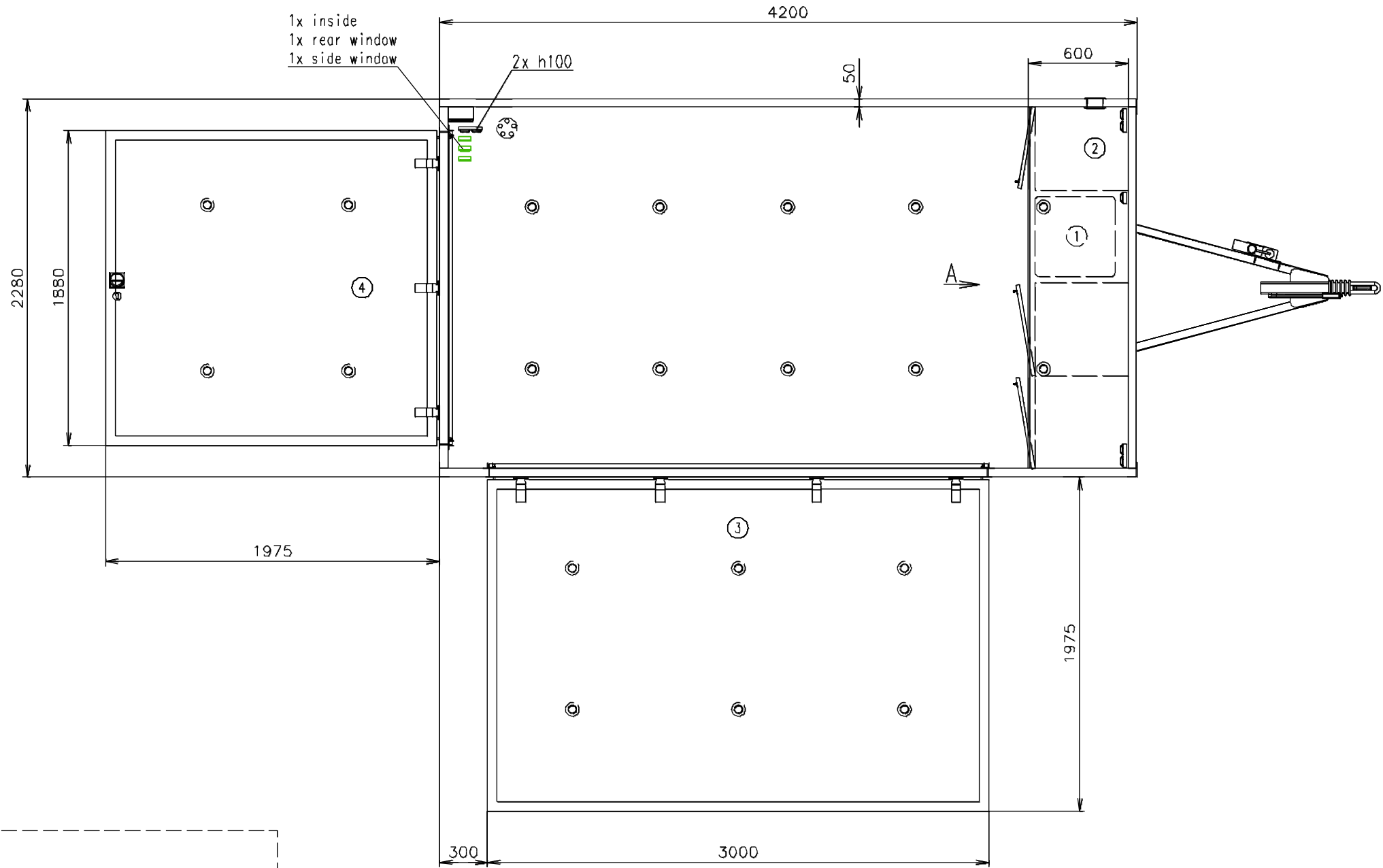


Connection hoses and cables	
Water hose:	✗
Waste water hose:	✗
Electric cable:	✓



(Cabling and piping is not shown on the 3D views and drawings)

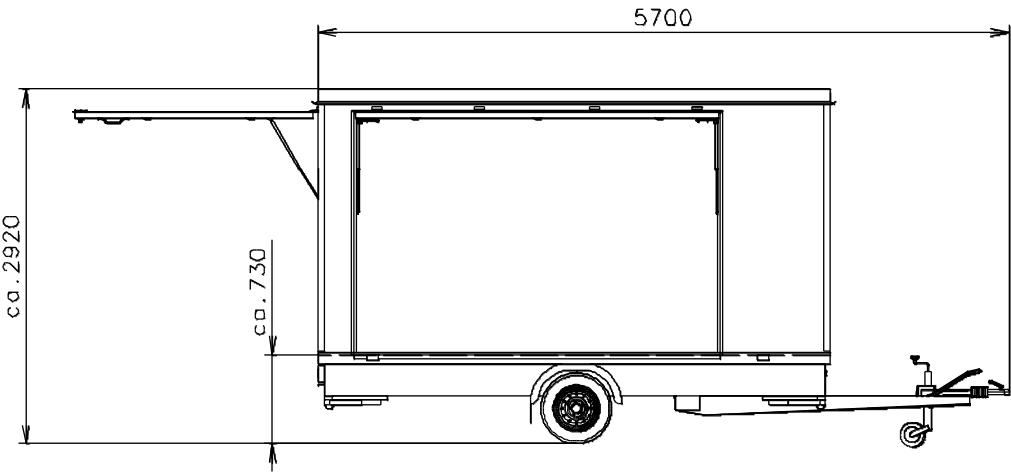
Notes:

Interior height:	2100 mm	Total weight:	1300 kg
Color:	RAL 9010	Tare weight-estimate:	1100 kg
Floor:	PVC black	Centre of wheels from rear side:	2120 mm
Date:	26.8.2015	Wheels:	165 R13C

EUROWAGON

Drawing number:
PROM04-42-1_1/2

Connection hoses and cables	
Water hose:	✗
Waste water hose:	✗
Electric cable:	✓



- ⦿ Electric connection (on the chassis) (230V-16A)
- ⎓ Power point
- ⎓ Double power point
- Light switch
- ⎓ Switch board (under roof)
- ⦿ Spot light
- ⎓ Ventilation ø120
- ① Fridge
- ② Coffee machine
- ③ VIP stairs (2 parts) + 2x handrail
- ④ VIP stairs + 2x handrail

Notes:

Interior height:	2100 mm	Total weight:	1300 kg
Color:	RAL 9010	Tare weight-estimate:	1100 kg
Floor:	PVC black	Centre of wheels from rear side:	2120 mm
Date:	26.8.2015	Wheels:	165 R13C

Drawing number:
PROM04-42-1_2/2

(Cabling and piping is not shown on the 3D views and drawings)