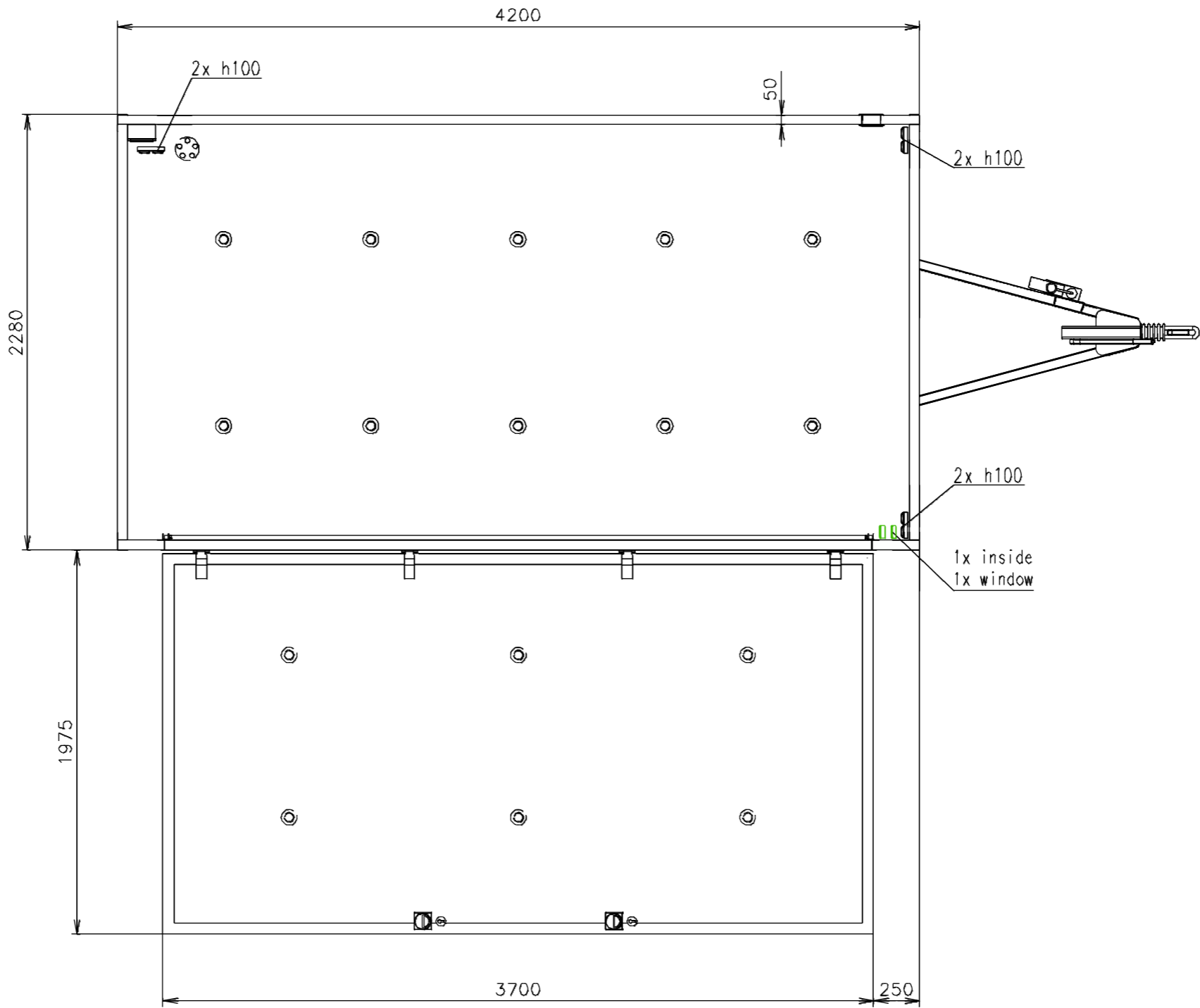


Connection hoses and cables	
Water hose:	✗
Waste water hose:	✗
Electric cable:	✓

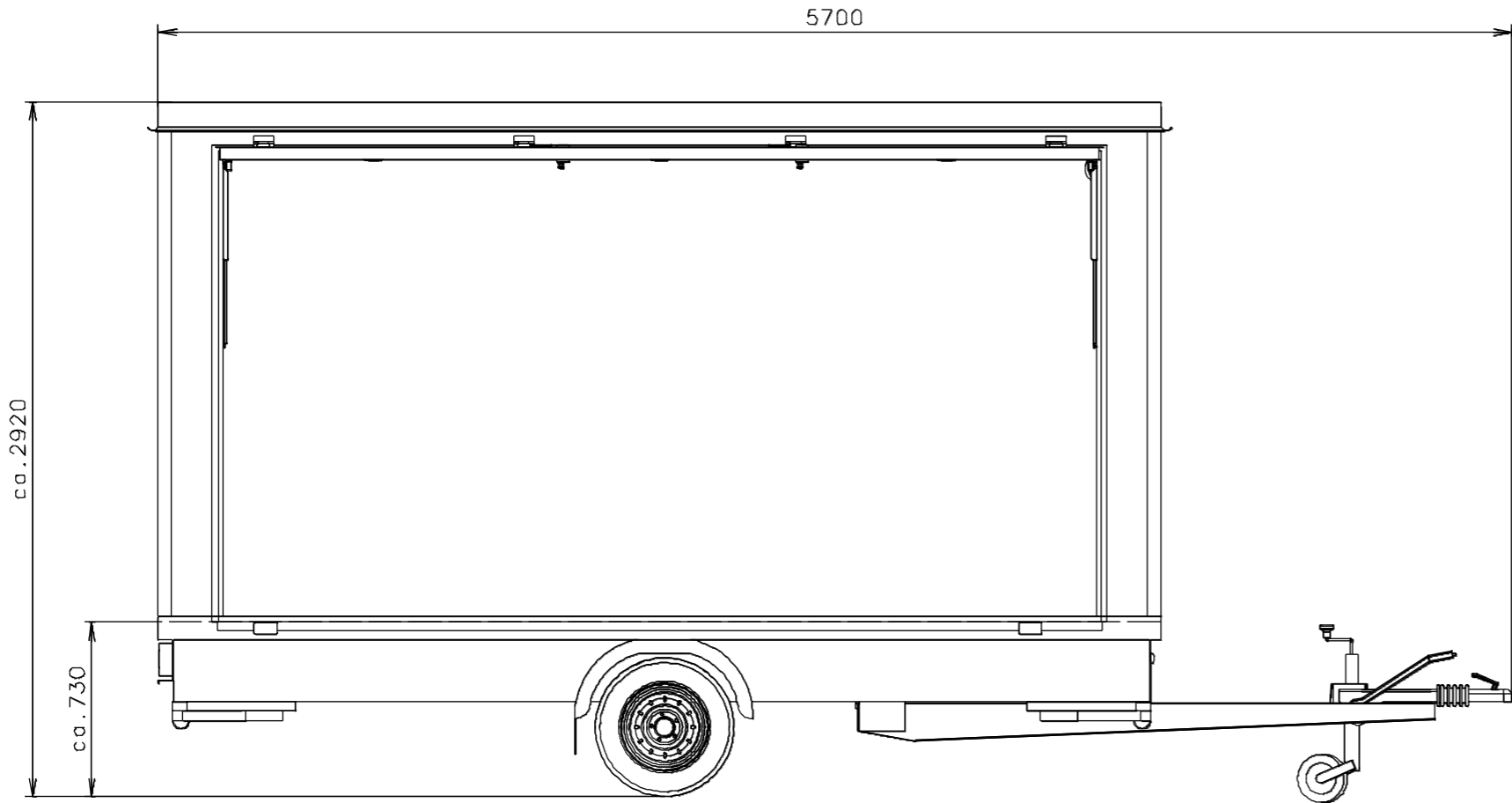









Notes:

Interior height:	2100 mm	Total weight:	1300 kg
Color:	RAL 9010	Tare weight-estimate:	900 kg
Floor:	PVC black	Centre of wheels from rear side:	2120
Date:	21.8.2015	Wheels:	165 R13C
<div>EUROWAGON</div>		Drawing number:	
		PROM03-42-1_1/2	

(Cabling and piping is not shown on the 3D views and drawings)

Connection hoses and cables	
Water hose:	✗
Waste water hose:	✗
Electric cable:	✓



-  Electric connection (on the chassis) (230V-16A)
-  Double power point
-  Light switch
-  Switch board (under roof)
-  Spot light
-  Ventilation ø120
-  VIP stairs (2 parts) + 2x handrail

Notes:

Interior height:	2100 mm	Total weight:	1300 kg
Color:	RAL 9010	Tare weight-estimate:	900 kg
Floor:	PVC black	Centre of wheels from rear side:	2120
Date:	21.8.2015	Wheels:	165 R13C

EUROWAGON

Drawing number:
PROM03-42-1_2/2

(Cabling and piping is not shown on the 3D views and drawings)