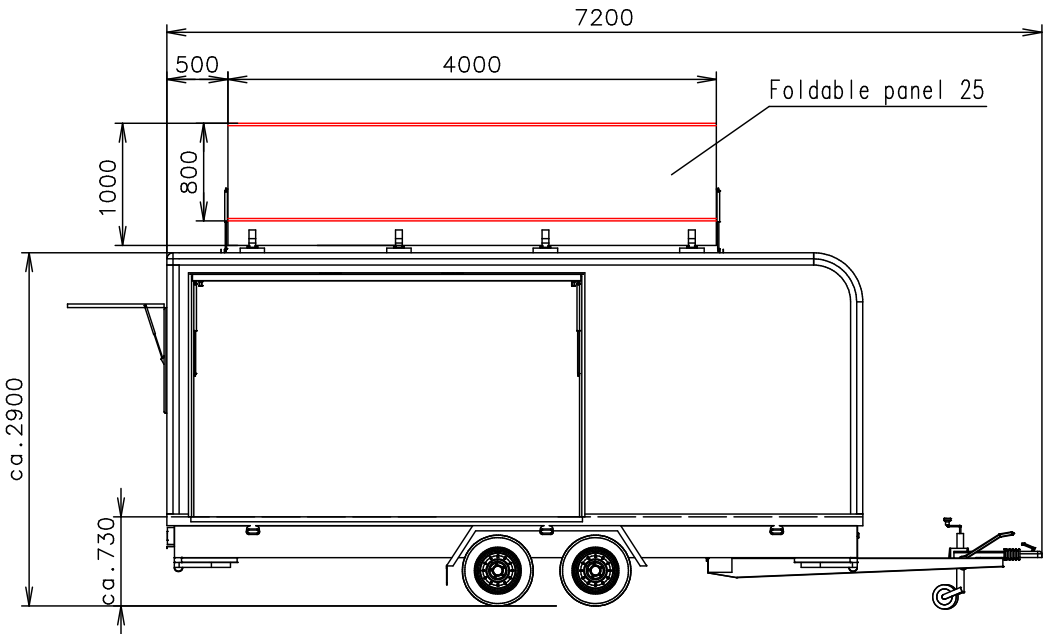
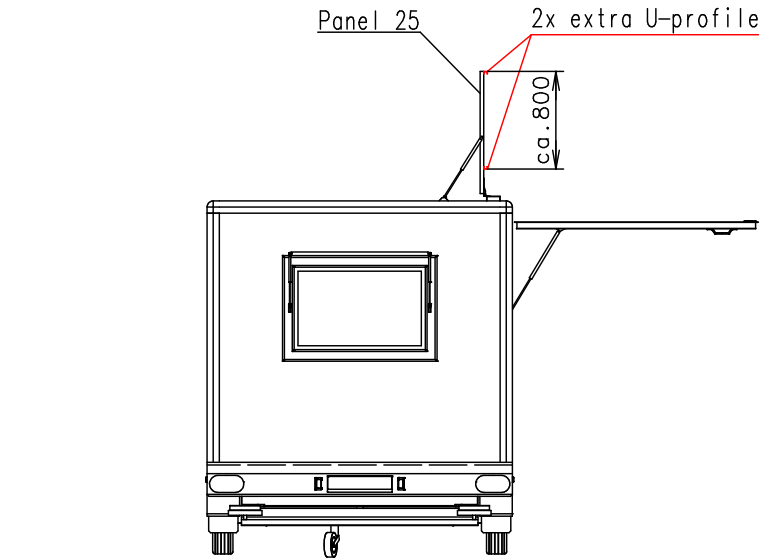
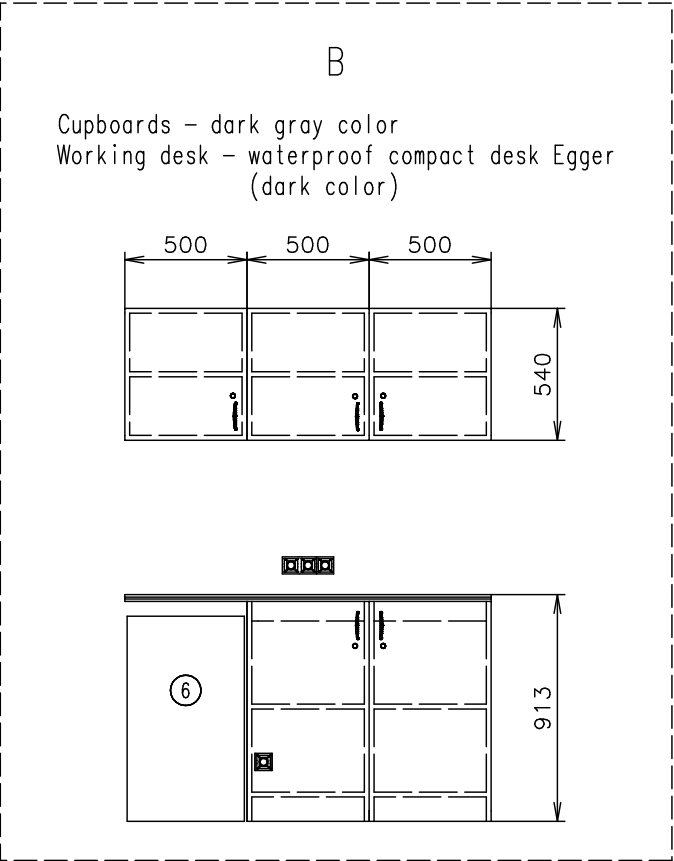
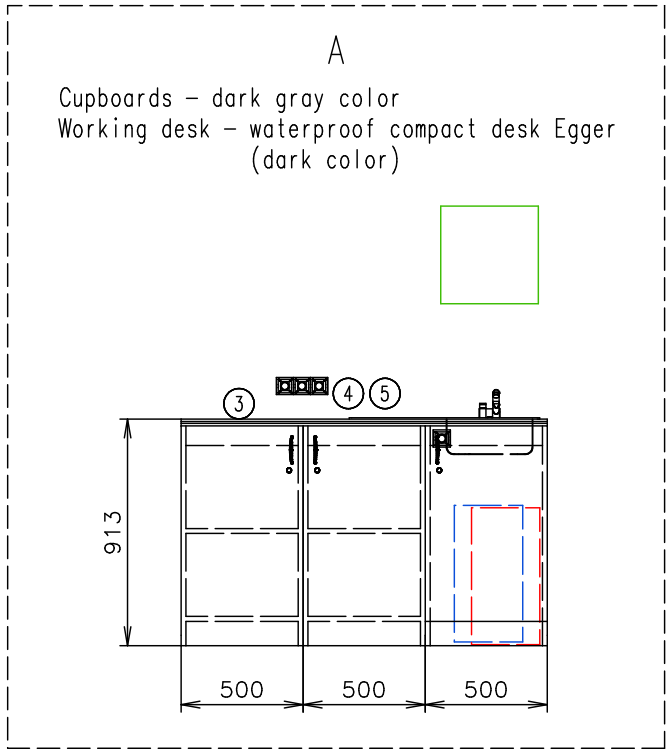


Connection hoses and cables	
Water hose:	✗
Waste water hose:	✗
Electric cable:	✓ Schuco

- ⦿ Electric connection (on the chassis) (230V-16A)
- ⏻ Power point
- ⏻ Light switch
- ☉ LED spotlight
- ⊗ LED sensorlight
- ⏻ Switch board (1200 over floor)
- 🔥 Heating (750W)
- 🚰 Kitchen sink Alveus Basic 10 + switching water tap + 12V pump
- 🚰 Waste-water tank 30l

- 🚰 Water tank 30l
- 🪟 Window opening inside (870 over floor) + shutter + inside blinders
- 🪟 Ventilation ø120
- 🪟 Desk permanent fixed (1600x800) decor – dark gray color
- 🪟 Chair
- 🪟 Mirror (400x400)
- 🪟 Clothes hanger

- ① Bench with storage (upholstered – decor RAL 7001) (h440) – corpus – decor – dark gray color
- ② Cupboard (500 x 600 x 1950) (without shelf, only tube) – decor – dark gray color
- ③ Electric cooker – 2 hotplate
- ④ Soap dispenser TORK (white)
- ⑤ Paper towel dispenser Tork (white)
- ⑥ Fridge
- ⑦ VIP stairs (w1200) (wooden steps) + 1x handrail (on the right side of stairs)
- ⑧ Cupboard (500 x 600 x 1950) (4x shelf) – decor – dark gray color
- ⑨ LED TV Samsung (55") (under roof)



2x fixing eye on the wall next to bench – for transport os chairs

4x fixing eye at floor for fixing of stairs

External folio – the whole wagon? Axles with suspension

Storage for poles (4 pcs.) (ø60mm) under floor behind registration plate –in whole length of wagon, ca. 5590mm

Notes:

Interior height:	2100 mm	Total weight:	2500 kg
Color:	RAL 9010 + folio	Tare weight-estimate:	2100 kg
Floor:	PVC Supreme plus 030	Centre of wheels from rear side:	3110 mm
Date:	12.1.2022	Wheels:	165 R13C

EUROWAGON

Drawing number:
3918-57-1_2/2

(Cabling and piping is not shown on the 3D views and drawings)